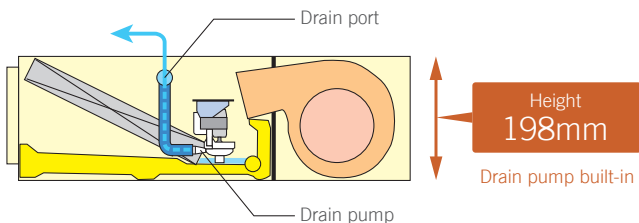


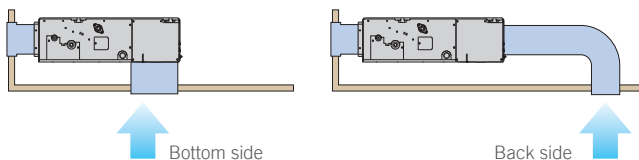
Slim Design

This model is slim design, it can be installed at a place where the ceiling is narrow.



Air Intake

Air intake direction can be selected to match the installation site.



Selectable with a Wide Range of Static Pressure

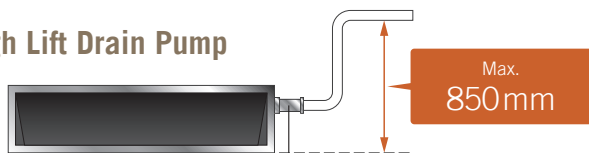
By using DC fan motor, it is possible to change static pressure range from 0 to 90Pa. The change of static pressure range is possible by remote control.



Static pressure range
0 to 90 Pa

*24 model is 0 to 50Pa

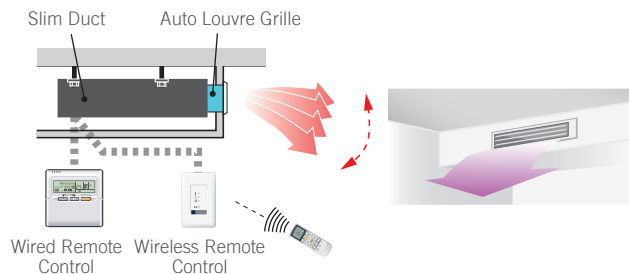
High Lift Drain Pump



Drain hose is standard accessory

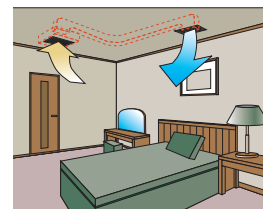
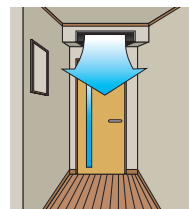
Auto Louvre Grille Kit (Optional)

Simple flat Auto Louvre will provide comfortable airflow and harmonise with luxury interior.

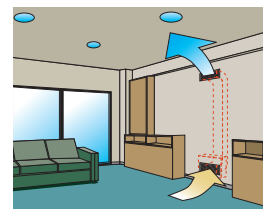
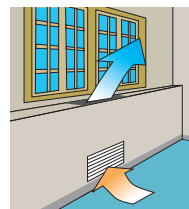


Flexible Installation

Ceiling concealed



Floor concealed



Optional Parts

Simple Remote Control: UTY-RSNYM
IR Receiver Unit: UTY-LRHYM
Remote Sensor Unit: UTY-XSZX
External Control Set: UTD-ECS5A
Auto Louvre Grille Kit: UTD-GXSA-W (for ARAG07/09/12/14LL)
UTD-GXSB-W (for ARAG18LL)